


CRYSTAL GALAXY 60 by Jan Pauwels

Like bright stars in the galaxy the crystals are sparkling in this transparent structure.



DIMENSIONS

Ø	60 cm	23,6 inch
H	60 cm	23,6 inch

CANOPY

Ø	25 cm	9,8 inch
H	5,0 cm	2,0 inch

CABLE LENGTH

Up to 200 cm 78,7 inch

LIGHTSOURCE

48x led E10, 12V/0.33W,
2600K, 1104 LM

FINISH

Nickel
Brass
Black Brass

TYPE.NR

● 11-8501E
● 11-8501-2E
● 11-8501-4E



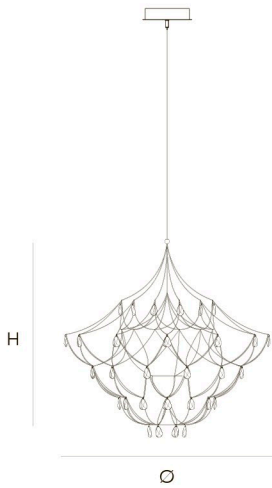
2	3	57x57x57cm
1	1,5	34x34x17cm

STANDARD The fixture is supplied with lamps. Black canopy with cover plate in matching colour of the fixture. Leading and trailing edge dimmable. Nickel, natural brass or blackened natural brass. Brass will turn darker in time and can show stains.

OPTIONAL Downlight led 2700K 12V – 3W.
3000K or 3500K led.

CRYSTAL GALAXY 80 by Jan Pauwels

Like bright stars in the galaxy the crystals are sparkling in this transparent structure.



DIMENSIONS

Ø	80 cm	31,5 inch
H	80 cm	31,5 inch

CANOPY

Ø	25 cm	9,8 inch
H	5,0 cm	2,0 inch

CABLE LENGTH

Up to 200 cm 78,7 inch

LIGHTSOURCE

60x led E10, 12V/0.33W,
2600K, 1380 LM

FINISH

Nickel
Brass
Black Brass

TYPE.NR

● 11-8500E
● 11-8500-2E
● 11-8500-4E



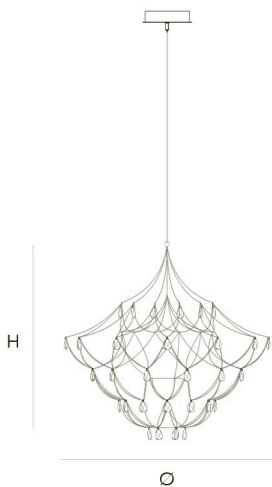
2	4	63x63x87cm
1	1,5	34x34x17cm

STANDARD The fixture is supplied with lamps. Black canopy with cover plate in matching colour of the fixture. Leading and trailing edge dimmable. Nickel, natural brass or blackened natural brass. Brass will turn darker in time and can show stains.

OPTIONAL Downlight led 2700K 12V – 3W.
3000K or 3500K led.

CRYSTAL GALAXY 100 by Jan Pauwels

Like bright stars in the galaxy the crystals are sparkling in this transparent structure.



DIMENSIONS

Ø	100 cm	39,4 inch
H	100 cm	39,4 inch

CANOPY

Ø	25 cm	9,8 inch
H	5,0 cm	2,0 inch

CABLE LENGTH

Up to 200 cm 78,7 inch

LIGHTSOURCE

75x led E10, 12V/0.33W,
2600K, 1725 LM

FINISH

Nickel
Brass
Black Brass

TYPE.NR

● 11-8502E
● 11-8502-2E
● 11-8502-4E



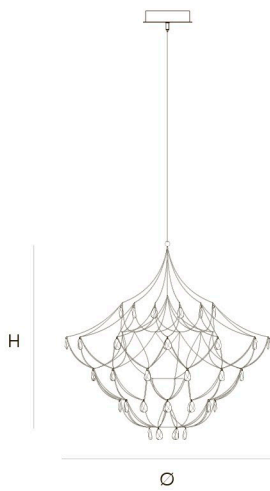
3	70	110x110x130cm
---	----	---------------

STANDARD The fixture is supplied with lamps. Black canopy with cover plate in matching colour of the fixture. Leading and trailing edge dimmable. Nickel, natural brass or blackened natural brass. Brass will turn darker in time and can show stains.

OPTIONAL Downlight led 2700K 12V – 3W.
3000K or 3500K led.

CRYSTAL GALAXY I 20 by Jan Pauwels

Like bright stars in the galaxy the crystals are sparkling in this transparent structure.



DIMENSIONS

Ø 120 cm 47,2 inch
H 120 cm 47,2 inch

CANOPY

Ø 25 cm 9,8 inch
H 5,0 cm 2,0 inch

CABLE LENGTH

Up to 200 cm 78,7 inch

LIGHTSOURCE

108x led E10, 12V/0.33W,
2600K, 2484LM

FINISH

Nickel
Brass
Black Brass

TYPE.NR

● 11-8503E
● 11-8503-2E
● 11-8503-4E



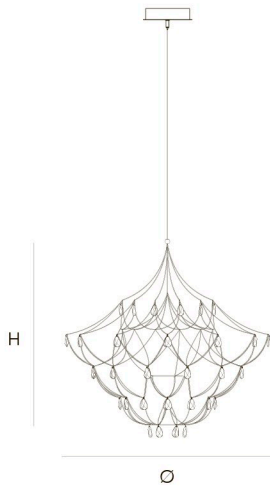
4 90 130x130x150cm

STANDARD The fixture is supplied with lamps. Black canopy with cover plate in matching colour of the fixture. Leading and trailing edge dimmable. Nickel, natural brass or blackened natural brass. Brass will turn darker in time and can show stains.

OPTIONAL Downlight led 2700K 12V – 3W.
3000K or 3500K led.

CRYSTAL GALAXY I 40 by Jan Pauwels

Like bright stars in the galaxy the crystals are sparkling in this transparent structure.



DIMENSIONS

Ø 140 cm 55,1 inch
H 140 cm 55,1 inch

CANOPY

Ø 25 cm 9,8 inch
H 5,0 cm 2,0 inch

CABLE LENGTH

Up to 200 cm 78,7 inch

LIGHTSOURCE

126x led E10, 12V/0.33W,
2600K, 2898 LM

FINISH

Nickel
Brass
Black Brass

TYPE.NR

● 11-8504E
● 11-8504-2E
● 11-8504-4E



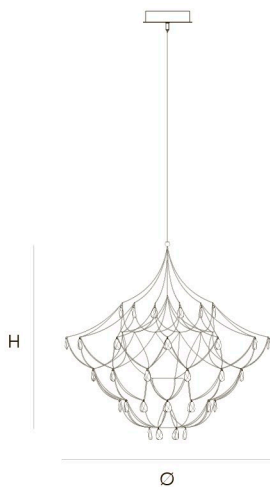
5 123 150x150x170cm

STANDARD The fixture is supplied with lamps. Black canopy with cover plate in matching colour of the fixture. Leading and trailing edge dimmable. Nickel, natural brass or blackened natural brass. Brass will turn darker in time and can show stains.

OPTIONAL Downlight led 2700K 12V – 3W.
3000K or 3500K led.

CRYSTAL GALAXY I 60 by Jan Pauwels

Like bright stars in the galaxy the crystals are sparkling in this transparent structure.



DIMENSIONS

Ø 160 cm 63,0 inch
H 160 cm 63,0 inch

CANOPY

Ø 25 cm 9,8 inch
H 5,0 cm 2,0 inch

CABLE LENGTH

Up to 200 cm 78,7 inch

LIGHTSOURCE

144x led E10, 12V/0.33W,
2600K, 3312 LM

FINISH

Nickel
Brass
Black Brass

TYPE.NR

● 11-8505E
● 11-8505-2E
● 11-8505-4E



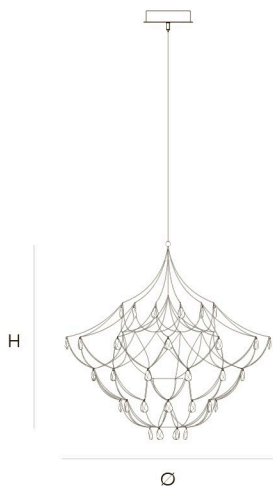
6 127 170x170x190cm

STANDARD The fixture is supplied with lamps. Black canopy with cover plate in matching colour of the fixture. Leading and trailing edge dimmable. Nickel, natural brass or blackened natural brass. Brass will turn darker in time and can show stains.

OPTIONAL Downlight led 2700K 12V – 3W.
3000K or 3500K led.

CRYSTAL GALAXY 180 by Jan Pauwels

Like bright stars in the galaxy the crystals are sparkling in this transparent structure.



DIMENSIONS

Ø 180 cm 70,9 inch
H 180 cm 70,9 inch

CABLE LENGTH

Up to 200 cm 78,7 inch

FINISH

Nickel
Brass
Black Brass

TYPE.NR

● 11-8506E
● 11-8506-2E
● 11-8506-4E

CANOPY

Ø 25 cm 9,8 inch
H 5,0 cm 2,0 inch

LIGHTSOURCE

150x led E10, 12V/0.33W,
2600K, 3450 LM



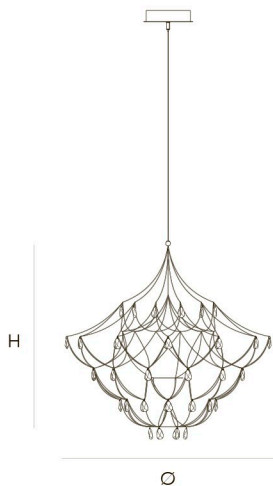
7 201 190x190x200cm

STANDARD The fixture is supplied with lamps. Black canopy with cover plate in matching colour of the fixture. Leading and trailing edge dimmable. Nickel, natural brass or blackened natural brass. Brass will turn darker in time and can show stains.

OPTIONAL Downlight led 2700K 12V – 3W.
3000K or 3500K led.

CRYSTAL GALAXY 200 by Jan Pauwels

Like bright stars in the galaxy the crystals are sparkling in this transparent structure.



DIMENSIONS

Ø 200 cm 78,7 inch
H 200 cm 78,7 inch

CABLE LENGTH

Up to 200 cm 78,7 inch

FINISH

Nickel
Brass
Black Brass

TYPE.NR

● 11-8507E
● 11-8507-2E
● 11-8507-4E

CANOPY

Ø 25 cm 9,8 inch
H 5 cm 2,0 inch

LIGHTSOURCE

156x led E10, 12V/0.33W,
2600K, 3588 LM



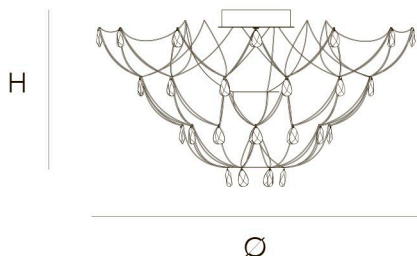
10 201 210x210x215cm

STANDARD The fixture is supplied with lamps. Black canopy with cover plate in matching colour of the fixture. Leading and trailing edge dimmable. Nickel, natural brass or blackened natural brass. Brass will turn darker in time and can show stains.

OPTIONAL Downlight led 2700K 12V – 3W.
3000K or 3500K led.

CRYSTAL GALAXY 80 CEILING by Jan Pauwels

Like bright stars in the galaxy the crystals are sparkling in this transparent structure.



DIMENSIONS

Ø 80 cm 31,5 inch
H 50 cm 19,7 inch

LIGHTSOURCE

54x led E10, 12V/0.33W,
2600K, 1242 LM

FINISH

Nickel
Brass
Black Brass

TYPE.NR

● 11-8511E
● 11-8511-2E
● 11-8511-4E

CANOPY

Ø 25 cm 9,8 inch
H 7,5 cm 3,0 inch



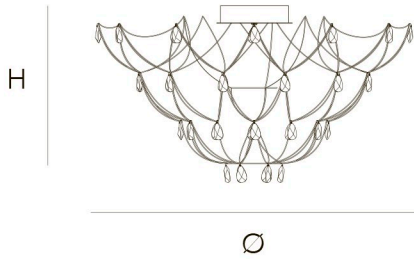
3 41 90x90x69cm

STANDARD The fixture is supplied with lamps. Black canopy with cover plate in matching colour of the fixture. Leading and trailing edge dimmable. Nickel, natural brass or blackened natural brass. Brass will turn darker in time and can show stains.

OPTIONAL Downlight led 2700K 12V – 3W.
3000K or 3500K led.

CRYSTAL GALAXY 100 CEILING by Jan Pauwels

Like bright stars in the galaxy the crystals are sparkling in this transparent structure.



DIMENSIONS

Ø 100 cm 39,4 inch
H 50 cm 19,7 inch

LIGHTSOURCE

66x led E10, 12V/0.33W,
2600K, 1518 LM

FINISH

Nickel
Brass
Black Brass

TYPE.NR

● 11-8512E
● 11-8512-2E
● 11-8512-4E

CANOPY

Ø 25 cm 9,8 inch
H 7,5 cm 3,0 inch



3 55 110x110x90cm

STANDARD The fixture is supplied with lamps. Black canopy with cover plate in matching colour of the fixture. Leading and trailing edge dimmable. Nickel, natural brass or blackened natural brass. Brass will turn darker in time and can show stains.

OPTIONAL Downlight led 2700K 12V – 3W.
3000K or 3500K led.